

SML/SEC/2020
6th August, 2020

Dy. General Manager- Corporate Relationship Department BSE Limited P J Towers, Dalal Street, Fort Mumbai 400 001	The Secretary National Stock Exchange of India Ltd. Exchange Plaza, 5th Floor Plot No. C/1, G Block Bandra – Kurla Complex
Scrip Code: 505192	Scrip Code: SMLISUZU

Dear Sir,

Intimation of Product Launch

This is further to our letter dated 6th February, 2020, wherein, it was informed that the Company has displayed five BSVI complaint vehicles- three under passenger category and two under cargo category at Auto Expo 2020. Please be informed that the Company has launched “Hiroi School Bus” and “Hiroi Staff Bus” in the market yesterday i.e. 5th August, 2020.


Details of the Buses are enclosed as **Annexure I**.

This is for your information and record please.

Thanking you,

Yours faithfully,

For SML ISUZU LIMITED



(PARVESH MADAN)

Company Secretary & Compliance Officer

pmadan@smlisuzu.com

ACS-31266

SML ISUZU Limited

Corporate Office : 204-205, Sector 34-A, Chandigarh -160135

T +91 172 2647700-10 F +91 172 2615111

Regd. Office & Works:

Village : Asron, Distt. Shahid Bhagat Singh Nagar (Nawanshahar) Punjab -144533

T +91 1881 270255 F +91 1881 270223 W www.smlisuzu.com CIN L50101PB1983PLC005516

Annexure I

The information related to Vehicle Launch required to be disclosed under SEBI (LODR) Regulations, 2015 are as follows:

S No	Particulars	Product 1	Product 2
1	Name of the Product	Hiroi School Bus	Hiroi Staff Bus
2	Date of Launch	5 th August, 2020	5 th August, 2020
3	Category of the Product	Commercial Vehicle-Bus category	Commercial Vehicle-Bus category
4	Whether caters to domestic/international market	Domestic market	Domestic market
5	Name of the countries in which the product is launched (in case of international)	Not Applicable	Not Applicable
6	Features of the Product	As per the attached Brochure	As per the attached Brochure



SML ISUZU Limited

Corporate Office : 204-205, Sector 34-A, Chandigarh -160135

T +91 172 2647700-10 F +91 172 2615111


Regd. Office & Works:

Village : Asron, Distt. Shahid Bhagat Singh Nagar (Nawanshahar) Punjab -144533

T +91 1881 270255 F +91 1881 270223 W www.smlisuzu.com CIN L50101PB1983PLC005516



Introducing
Hiroi
Spacious by **SML**




**THE JOY OF
SCHOOL TRAVEL**



MAXIMUM PROFITS



LOW NVH COMFORT JOURNEY



TELESCOPIC POWER STEERING



LOW FUEL CONSUMPTION



BUILT WITH HIGH SAFETY STANDARDS

All New
Front Overhang School Bus Range



Technical Specification



ENGINE	
Model	SLTHT6, BS-VI Compliant
Type	Diesel Engine Common Rail Direct Injection Turbo-charged with Inter Cooler (In line 4 cylinders)
Displacement	3455 cc
Power	85 kW at 2600 rpm
Torque	400 Nm at 1600 rpm
ELECTRICAL	
System Voltage	12 V
Battery Rating (Voltage, Current)	12 V, 70 A/h
STEERING	
Power Steering	Yes
Type	Recirculating Ball Type
DRIVE TRAIN	
Clutch Type	310 mm Dia Dry Single Plate
Transmission	5 Forward + 1 Reverse
SUSPENSION	
Type	Rubber Ended Parabolic leaf springs
Shock Absorbers	Hydraulic Double Acting & Telescopic Dampers (Front & Rear)
BRAKES	
Service Brakes	Dual Circuit Vacuum Assisted Pneumatic (Air Brakes)
Parking Brake	Mechanical Expanding Type on Rear Wheels
Auto Slack Adjuster	Yes
ABS	Yes
TYRES	
Tyre Size	6 + 1, 235/75 R17.5 Tubeless Radial

FUEL CAPACITY


Fuel Tank	90 litres
Adblue Tank	15 litres

SAFETY

Fire Detection & Supression System (FDSS)	Yes (AIS 153)
Panic Switches (Black Box)	Yes (AIS 140)


DIMENSIONS & SEATS

Wheel Base	WB 4370 mm (AC / Non AC Option)	WB 5300 mm (non AC only)
3X2 School Seats	52+D	62+D
2X2 Semi-reclining Seats	34+D	42+D
2X2 High-back Seats	36+D	44+D
Overall Length	9,030 mm	10,030 mm
Overall Width	2,400 mm	
Overall Height	2,985 mm	
Ground Clearance	206 mm	



Disclaimer: The specifications given in the table above may change without any prior notice, as per company policy of the continues improvement of its Products & Service. The product photographs used in this brochure are for indicative or reference purpose only. The original product may vary.

Noteworthy Features



Equipped with Efficient BS-VI Engine



Window Guard Rails



Low Step Height



Emergency Exit



Anti-Bacterial Laminated Fire Retardant Upholstery



School Bag Rack



Panic Switches



LED Rear Lamps



Aesthetically designed Drivers Cabin with Smartly placed controls



Spacious Area for Ease of Movement



Digital Clock



Fog Lamps

Around 250 Customer
Touch Point Across India

● SALES ◆ SERVICE ▲ SPARES
NETWORK



Reference

- Corporate Office
- ◆ Zonal Office
- Dealership
- Dealer Service Point
- ◆ Authorised Service Centre
- ▲ Spare Parts Distributors

WHY CHOOSE SML ?

- Wide and Far Reaching Network.
- Excellent Service Support.
- Trustworthy and be assured that your vehicle is in the safe hands when it comes to service.
- Easy Availability of Spares.
- Easy Finance Available from all leading Banks and financial lending institutions.

Warranty*

- Engine & Gear Box : Upto 3 years for unlimited kilometers run
- Differential & Aggregates : Upto 2 years for unlimited kilometers run
- Bus Body : Upto 2 years for unlimited kilometers run



FREE
DRIVER ON WHEELS
Accidental Insurance for 3 years



SML ISUZU LTD.

Corporate Office : 204-205, Sector 34-A, Chandigarh - 160 022

Website : www.smlisuzu.com

Pan India SMLI Sales Support # +91 93198 41155

Visit us @ : [f @smlisuzuofficial](https://www.facebook.com/smlisuzuofficial) [i @smlisuzuofficial](https://www.instagram.com/smlisuzuofficial) [in @company/sml-isuzu-ltd](https://www.linkedin.com/company/sml-isuzu-ltd)

Authorised Dealer :

Hiroi

Spacious by **SML**

SML
ISUZU



THE JOY OF
TRAVEL



MAXIMUM
PROFITS



LOW NVH
COMFORT JOURNEY



TELESCOPIC
POWER STEERING



LOW FUEL
CONSUMPTION



BUILT WITH HIGH
SAFETY STANDARDS

All New
**Front Overhang
Bus Range**

Ideal for
Staff Shuttle | Tours & Site seeing

BS 6

Technical Specification

ENGINE	
Model	SLTHT6, BS-VI Compliant
Type	Diesel Engine Common Rail Direct Injection Turbo-charged with Inter Cooler (In line 4 cylinders)
Displacement	3455 cc
Power	85 kW at 2600 rpm
Torque	400 Nm at 1600 rpm
ELECTRICAL	
System Voltage	12 V
Battery Rating (Voltage, Current)	12 V, 70 A/h
STEERING	
Power Steering	Yes
Type	Recirculating Ball Type
DRIVE TRAIN	
Clutch Type	310 mm Dia Dry Single Plate
Transmission	5 Forward + 1 Reverse
SUSPENSION	
Type	Rubber Ended Parabolic leaf springs
Shock Absorbers	Hydraulic Double Acting & Telescopic Dampers (Front & Rear)
BRAKES	
Service Brakes	Dual Circuit Vacuum Assisted Pneumatic (Air Brakes)
Parking Brake	Mechanical Expanding Type on Rear Wheels
Auto Slack Adjuster	Yes
ABS	Yes
TYRES	
Tyre Size	6 + 1, 235/75 R17.5 Tubeless Radial

FUEL CAPACITY		
Diesel Fuel Tank	180 litres	
DIMENSIONS & SEATS		
Wheel Base	4370 mm	5300 mm
SEATS		
2x2 Fully Reclining	32 + D	40 + D
2x2 Semi Reclining	34 + D	42 + D
2x2 High Back	36 + D	44 + D
2x1 Fully Reclining	22 + D	28 + D
Ground Clearance	206 mm	206 mm
Overall Length	9030 mm	10530 mm
Overall Width	2400 mm	2400 mm
Overall Height	3040 mm	2985 mm




Disclaimer: The specifications given in the table above may change without any prior notice, as per company policy of the continues improvement of its Products & Service. The product photographs used in this brochure are for indicative or reference purpose only. The original product may vary.

Comfortable Commute



Spacious Saloon With Wide Gangway & Full length Hatrack



Full Reclining Comfortable Seats with Arm Rests & Seatbelts



Grab Handles, Bottle & Magazine/Newspaper Holders



Fully Equipped Driver Console & Dashboard



Fully Adjustable & Reclining Driver Seat

Media & Fitments on the Go



Multi Media Player with Radio, USB, Aux & Bluetooth Connectivity



LCD Screen to enjoy Movies & Videos on Board



Individual AC Louvers & LED Reading Lamps



Individual USB Charging Points with Every Seat



Ambient Saloon Lighting with LED

Safety & Convenience



Low Footstep for Easy Entry/Exit with Driver Controlled Door



Two Emergency Exit Roof Hatches



Emergency Exit Door



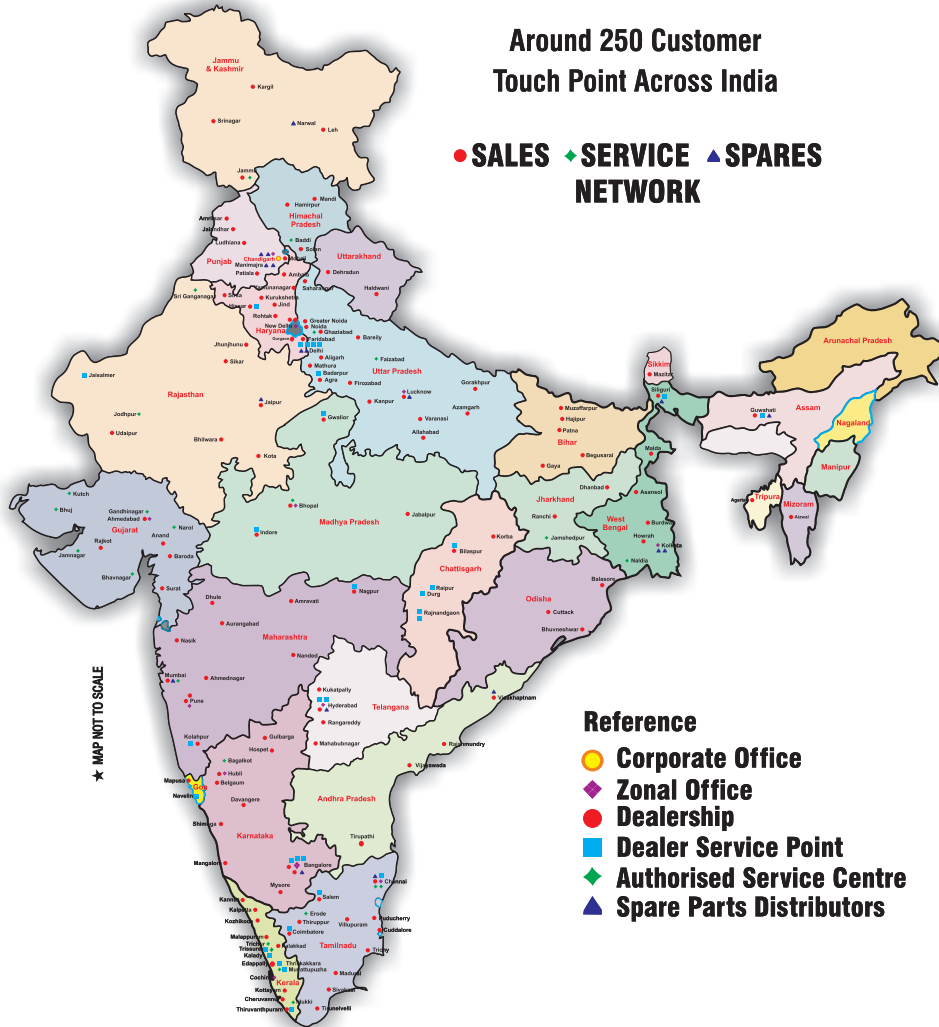
Reverse Parking Support



Panic Switch with Every Seat

Around 250 Customer Touch Point Across India

● SALES ◆ SERVICE ▲ SPARES NETWORK



Reference

- Corporate Office
- ◆ Zonal Office
- Dealership
- Dealer Service Point
- ◆ Authorised Service Centre
- ▲ Spare Parts Distributors

WHY CHOOSE SML ?

- Wide and Far Reaching Network.
- Excellent Service Support.
- Trustworthy and be assured that your vehicle is in the safe hands when it comes to service.
- Easy Availability of Spares.
- Easy Finance Available from all leading Banks and financial lending institutions.

Warranty*

- Engine & Gear Box : Upto 3 years for unlimited kilometers run
- Differential & Aggregates : Upto 2 years for unlimited kilometers run
- Bus Body : Upto 2 years for unlimited kilometers run



Authorised Dealer :

SML ISUZU LTD.

Corporate Office 204-205, Sector 34-A, Chandigarh - 160022

For sales enquiry, Call SML Direct @ 93198 41155 , Write to us : salesadm@smlisuzu.com

Visit us @ www.smlisuzu.com [f /smlisuzuofficial](https://www.facebook.com/smlisuzuofficial) [/smlisuzuofficial](https://www.instagram.com/smlisuzuofficial) [in @company/sml-isuzu-ltd](https://www.linkedin.com/company/sml-isuzu-ltd)